



BEAUTIFUL  
FLEXIBLE  
DEPENDABLE





## FLEXIBLE PRODUCTS. DEPENDABLE SERVICE.

Intricate mouldings that arch effortlessly over doorways and windows. Customizable and affordable accents that conform to rounded walls and surfaces.

*If it can be imagined, Carter Millwork can produce it.*

Founded in 1996, Carter Millwork grew rapidly from a small, two-person company to one of the largest flexible moulding manufacturers in the country. In 2008, we acquired Flex Trim, which allowed us to significantly expand our product lines and capabilities and made us a worldwide leader in the manufacturing of flexible moulding.

Our company has prospered because we listen to the needs of our customers and seek effective solutions to their project concerns.

At Carter Millwork, we pride ourselves on crafting superior flexible moulding and in providing clients with the highest level of support and responsiveness. Our goal is to make ordering and installing our products easy and stress-free.



### THE CARTER MILLWORK ADVANTAGE

Carter Millwork products are made of polyurethane material, a strong, long-lasting and cost-effective alternative to wood and polyester. Each piece of our moulding is individually inspected to ensure compliance to our exacting quality standards.

*There are many reasons to choose Carter Millwork products:*

- **More than 25,000 profiles available** (largest selection of profiles of any flex moulding manufacturer in the country)
- An extensive selection of in-stock items available for immediate shipment
- Unlimited custom capabilities from historic replicas to contemporary designs
- Polyurethane non-shrink product for compatibility to any moulding profile
- Impervious to moisture – interior or exterior use
- Paintable or stainable – cuts like wood
- Fastest custom order turnaround in the industry
- Stock products shipped within 24 hours – five days on custom orders
- Competitive prices

## THE EASY SOLUTION

Whether a job calls for a unique style or optimum consistency, flexible polyurethane moulding is the right choice. It can turn an ordinary room into a space that's memorable and make architectural challenges easy.

### PERFORMANCE

In many instances flexible moulding is a better choice than wood. It offers the grains and beauty of wood but will not rot, swell or deteriorate over time. It is an ideal solution for indoor and outdoor use.

### COST EFFECTIVENESS

Flexible moulding is cheaper and quicker to produce than comparable radius wood moulding. The cost is generally 70 percent less than machined wood millwork.

### VERSATILITY

All Carter Millwork products are paint grade and many can be stained. Our molds pick up the grain of the original wood so that our product exactly matches your sample.



## INSTALLATION INFORMATION

### USE

A straight piece of flexible moulding will not work for all applications. In some cases, pre-bent moulding may provide the best results. We can help you determine which solution will work for your application.

### MACHINING

Conventional woodworking tools can be used with all of our flexible moulding products. You can cut material with a miter saw and shape it with ease. Our products also can be sanded, but sanding the face of stain-grade moulding will remove the grain texture.

### FASTENING

You should always install moulding in its relaxed position. For best results, construction or panel adhesive or mastic glue should be applied continuously on the back side of the moulding. It should be nailed in place until the adhesive bonds.

- Use nails only, not staples, to fasten materials
- Keep nail use to a minimum – at least 6” apart
- Do not nail closer than 3/8” from the edge of the moulding

### CLEANING

Before finishing, remove dirt that may have accumulated during installation by using a cloth and soap and water, paint thinner or a mild solvent.

### PAINT AND STAIN

Before applying stain, check the moulding for grain or call for information on compatibility. We recommend using paint with an oil-based primer or gel stain and sealer. Finishes should be applied after moulding is installed. Bending the moulding after it has been painted or stained can cause such finishes to crack.



GREAT FOR  
OUTDOOR  
APPLICATIONS

## FOUR MATERIAL FORMULATIONS AVAILABLE TO ACCOMMODATE EVERY APPLICATION

### Flex Trim®

Flex Trim is our original flexible moulding product. It is a unique polymer resin blend and is the ideal solution for most standard flexible moulding applications. Although it is less expensive than ZzzzFLEX, Flex Trim still exceeds the performance of our competitors' "high end" products.

### ZzzzFLEX®

ZzzzFLEX is our premium product and is state-of-the-art in flexible moulding technology. No other flexible moulding on the market is stronger, more durable or stains better than ZzzzFLEX. ZzzzFLEX is an elastomer composite developed for the most demanding and complex radius applications. It offers flexibility that is unsurpassed by any other flexible moulding and is the ideal solution for cold weather climates because it is more pliable. Use ZzzzFLEX for small intricate patterns and tight curvatures, or when only the best will do.

### Ultra-Flex

Ultra-Flex is a syntactic polyurethane compound with a cellular composition structure similar to wood. One of the main advantages of this material is that it 40-50% lighter than other flexible moulding formulations, yet retains the necessary strength and durability that customers have come to expect. It is an ideal solution for very large moulding profiles and the light weight also saves on freight costs. Unlike other flexible moulding materials, Ultra-Flex is PRE-PRIMED for superior painting and staining and is "back sanded" for better glue adhesion. It works great for both interior and exterior applications and has outstanding performance in cold and hot climates. MANUFACTURED ONLY IN OUR UTAH FACILITY but available nationwide.

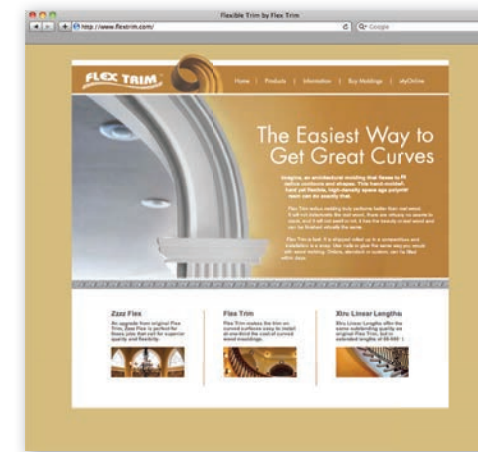
### Machinable S4S

Our Ultra-Flex compound can be machined with all conventional woodworking machinery and will not dull expensive carbide knives like other flexible products. It can be used with shapers, routers and moulders to avoid the expense of custom tooling and is the ideal solution when only a small amount of STRAIGHT footage is required. Machinable S4S is available in straight lengths only and can be run in any dimension required with the following limitations:

- Maximum of 2 inches thick, 16 inches wide, and 12 feet long.
- Minimum of 1 / 2 inch thick, 1-3/4 inches wide, and 8 feet long
- Stain grade patterns can not be used because the "grain" is only on the surface.

There are no set up charges and all S4S blanks are wide belt sanded to match millwork standards. MANUFACTURED ONLY IN OUR UTAH FACILITY but available nationwide.

## FLEX TRIM® ONLINE



Flex Trim® Online gives you fast and easy access to thousands of wood moulding patterns re-created using our poly resin process.

To access our online profiles, go to [www.flextrim.com](http://www.flextrim.com), and select BUY MOULDING from the navigational options on the homepage. You will receive four options to help you through the selection process.

**OPTION 1:** Profile Search: Search our profiles to find a specific drawing and retail list pricing.



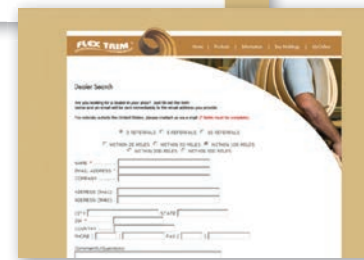
**OPTION 2:** Custom Quotes: Unable to find what you need? With a few simple measurements we can tell you what it will cost to recreate your moulding pattern.



**OPTION 3:** Radius Calculator: Find the exact amount of material needed for your application.



**OPTION 4:** My Online: This page includes a dealer link to online ordering, order confirmation and shipment tracking.



# PRODUCTS FOR EVERY PROJECT AND STYLE

Our catalog represents only a fraction of our total offerings. If you can't find the profile you need in our catalog, send a tracing of it to us by fax and we will determine if we have the product or mold in stock. Providing information about the company that manufactured or supplied the wood moulding will help us make the best match.

**In-stock products are shipped within 24 hours of receiving an order.**

If we don't have the style of mold you need in stock, we can create it through our **Made-to-Match** process. We need just two 7' pieces of existing moulding to ensure that our product matches your wood. Our mold technology allows us to perfectly match the wood grain and shape of your original moulding sample, whether it is a minimal design or extremely intricate. Our ability to create exact reproductions led Carter Millwork to be chosen to replicate intricate 100-year-old mouldings and accents for the Turkish Embassy in Washington, D.C.

**Most custom orders are shipped within five business days of order receipt.**



## NOT JUST MOULDING



Flexible Moulding



Corbels



Rosettes



Appliques



Keystones



Finials




## EXTENDED LENGTHS WITH XTRULINEAR®

As the industry leader in flexible moulding, our reputation for consistent innovation has led to advancements that are unmatched. In the past, builders and consumers were limited to ordering 12' maximum lengths. However, with Xtrulinear, we are able to offer lengths ranging from 12' all the way up to 500', in one continuous piece and with the same outstanding quality as original Flex Trim. This option can eliminate the need for special orders and taking exact measurements in advance. Our flexible mouldings are able to be wound onto a spool to reduce inventory and warehouse space.

The spools are ideal for dispensing at retail, in a warehouse, or at the job site, with virtually no waste. Just cut the length you need. For profiles and lengths that exceed the spool's capacity, the material can be coiled in a box.

- Flex Trim Xtrulinear is the only brand not limited to 12' maximum length
- Spooled product available
- Perfect for every trim application
- Eliminates joints between pieces
- Ideal for warehouse and job-site dispense
- No waste, cut to length

Xtrulinear Limitations Charts	
Ft/Spool	Profile Size
500'	3/4" x 3/4"
250'	1/2" x 2"
100'	3/4" x 2-1/4"
75'	3/4" x 3-1/2"



## MATCH THE LOOK OF REAL WOOD WITH FLEX TRIM STAIN-GRADE PRODUCTS

Our mold manufacturing technology allows us to exactly replicate stain-grade wood mouldings, corbels and appliques regardless of wood species. Any grain pattern or species characteristic will become part of the mold, which in turns becomes part of the flexible finished product. When a heavy-bodied gel stain is applied according to the manufacturers specifications, the results are amazing.




Knotty Alder with  
Cherry Stain



Knotty Alder with  
Oak Stain



Knotty Alder with  
Rosewood Stain




Mahogany with  
Mahogany Stain



Maple with  
Oak Stain



Maple with  
Cherry Stain



Mahogany with  
Rosewood Stain

Please contact  
us regarding  
available species  
for each profile.



# PLACING AN ORDER

We offer several ways for you to place an order – by phone, fax or e-mail. Please provide the following information when ordering:

## PROFILE NAME

In order to ensure the best possible match, please provide as much of the following information as possible:

- Name of the company that supplied the original wood moulding
- Whether it is MDF, finger joint or clear
- The species of wood that is being matched (for example, pine or oak)

You may also fax our office a tracing of the profile to ensure that our mouldings match exactly.

## APPLICATION

We need to know how the moulding is being used – for example, half-round, arch, elliptical, curved wall.

## DIMENSIONS

See diagrams for how to measure the proper dimensions for each type of application.

## LENGTH OF MATERIAL

Our standard mold length is 12'. Shorter lengths can be custom made but it may be less expensive to order 12' lengths for the items that Carter Millwork stocks.

## SPECIAL ORDER REQUIREMENTS

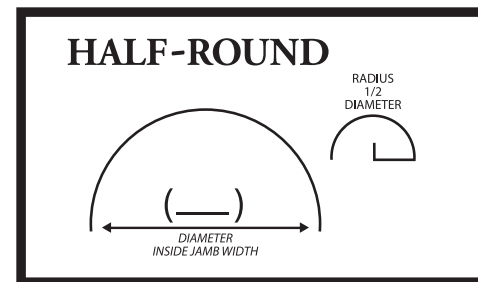
Examples:

- Reversing the orientation of the moulding
- Using casing on the ceiling as an accent for crown moulding

## CASING

Casing is generally bent with the thick edge to the outside of the radius, but can also be specified with the thick edge to the inside. When ordering, please specify if the moulding needs to be reversed.

## SELECTING A HALF-ROUND



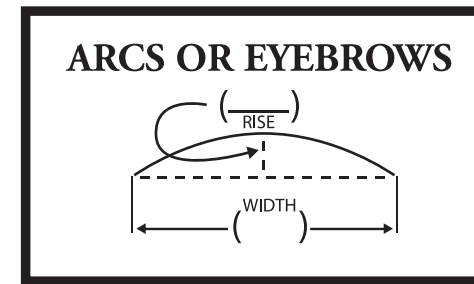
Sizes for half-rounds are based on the diameter (2 times the radius) of the inside jamb width. For example, a 2/0 half-round will have a diameter of approximately 24”.

## SIX STANDARD SIZES IN STOCK

SIZE	FITS INSIDE JAMB WIDTH (Diameter)
2/0	22” to 25”
2/4 & 2/8	26” to 32”
3/0 & 3/4 (1/8 Twin)	34” to 40”
4/0 (2/0 & 2/4 Twin)	42” to 56”
5/0 (2/8 Twin)	57” to 66”
6/0 (3/0 Twin)	67” to 84”

*Material length required for half-round (in feet) = Diameter / 2 (Radius) + Casing Width x Pi (3.146) / 12*

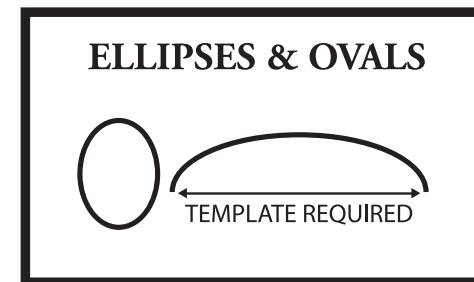
## ARC OR EYEBROW MOULDING



For arched openings, please provide measurements for the width of the opening (inside jamb) and the center rise (do not include leg height). Templates are not required if it is a true radius opening.

*Material length required for arc (in feet) = Rise x 3 + Width (both in inches) / 12*

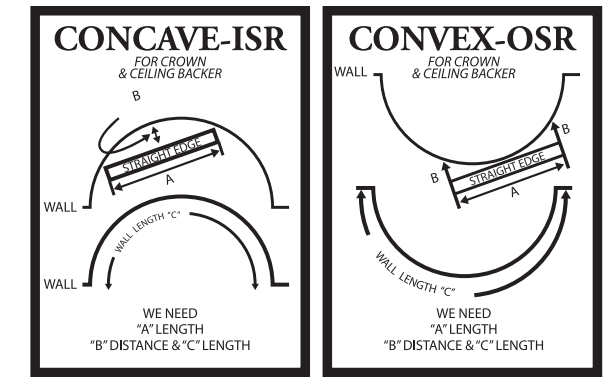
## ELLIPTICAL OR OVAL MOULDING



Casing for elliptical or oval applications must be pre-bent at our factory. There are limitations on how tight a radius can be created. Templates are usually required, but we have standard templates for many window and door unit manufacturers.



## CROWN MOULDING



Crown moulding typically needs to be pre-bent during production. **Please supply the following information when ordering:**

- Whether the application is convex (outside radius or OSR) or concave (inside radius or ISR). **IMPORTANT:** Please specify if the crown is being used for a dormer window or Tudor-style roof.
- How the crown will be installed. Identify top and bottom of profile.
- The radius of the wall or ceiling. The radius can be calculated by providing the width and rise. Please provide dimensions A, B and C from diagram above.
- If you are using a crown backer such as a ceiling plate or wall plate. Ceiling plates must be pre-bent, while wall plates use straight pieces.

## BASE AND CHAIR RAIL MOULDING

Base and chair rail profiles are typically installed with the back of the moulding to the wall. A straight standard piece is normally used unless it is a very tight radius, which may need to be pre-bent. **Please specify length of material required, the profile name and the species of wood that is being matched.**

## S4S/JAMB

Please clearly specify how the product is being installed (for example, casing, jamb or base) so that we can determine whether to pre-bend or not. We stock most standard dimensions – 1 x 4, 1 x 6, etc. – in 8' and 12' lengths. Custom sizes are available with no setup charge. We also have molds for a 1 x product with wood grain (similar to a cedar texture) that can be used for interior or exterior applications. **Please specify the width, thickness and length of material required and whether wood grain is needed.**



## OUR COMMITMENT TO YOU

Carter Millwork is proud to be a family-owned business. We've prospered by treating our customers, suppliers and employees the way we want to be treated. If an error is made, we fix it immediately. Our goal is to be the most respected and trusted manufacturer in our industry.



## OUR PRODUCT GUARANTEE

Carter Millwork, Inc. warrants that its moulding is free from defects in materials and workmanship for as long as the original purchaser owns the structure to which our moulding has been properly installed. Carter Millwork will repair or replace any moulding manufactured by our company that failed as a result of defective material or workmanship.







Distributed by:



In Canada call Toll Free:  
(855) 756-2878  
[www.ceiltrim.ca](http://www.ceiltrim.ca)